



Model: KLED-AC100-700B




DIMENCIONES



NUMERO DE PARTE	KLED-AC100-700B
ENTRADA	AC90-145V
SALIDA V.	DC27-55V
SALIDA A.	DC700MA
GABINETE	Aluminio, IP65.

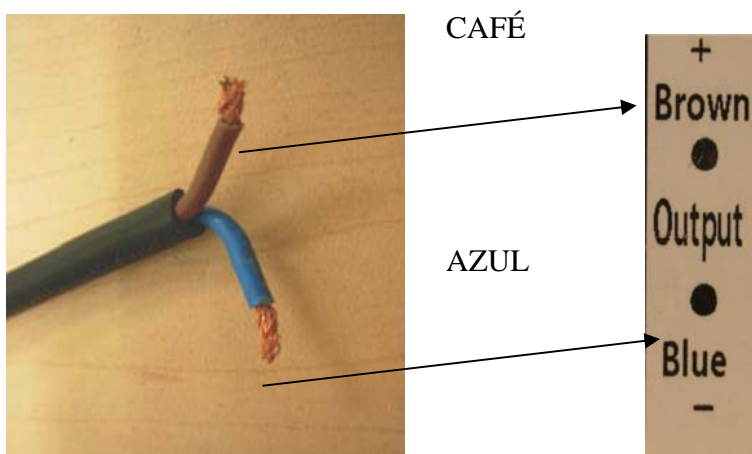
Conexiones

Entrada



Electrónica S.A. de C.V.

SALIDA



Resumen

Model: KLED-AC100-700B

1. Constant drive current is 700 mA (When output load voltage changes in the range of 27-55V, the drive current error doesn't exceed 3%).
2. Using patent circuit, there is no adjustable resistance inside which can eliminate the quality and life issues caused by the potentiometers.
3. Input AC voltage range: AC90-AC145V.
4. It can be used in a variety of LED lighting package with low temperature, a wide range of voltage and long life that is more than 50,000 hours.
5. The shell is made from senior aluminum alloy, having fixed-holes in both sides which size is 146 length (including the fixed-hole), 50 width, 40 height (unit: mm) and it's potted by E-glue in order to isolate from water, moisture and corrosion.
6. It can drive 9-16 pieces of high-power 3W LED, and its drive current is 700 mA. (All LED should be in series connection.)
7. Conversion efficiency: about 86%
8. It has load open circuit protection, load short circuit protection, input low voltage protection.
9. Waterproof rate: IP65.

Electrónica S.A. de C.V.